



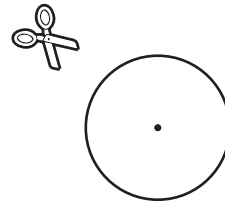
DrawSoCute Paper Fidget Spinner (Popular Shapes)

For more detailed instructions, please visit www.youtube.com/drawsocute

Playlist: DrawSoCute Crafts and Activities - How to Make 3 Awesome Fidget Spinner Toys EASY

- 1** Print onto stock paper.
(harder/stiffer paper)
- 2** Cut along outside solid lines of fidget template and center circle.
- 3** Trace Fidget template and two circles onto harder stock/cardboard paper.
- 4** Color/Decorate and cut out.

You Tube View DIY video for this project for further details on how to assemble it together.



◀ Optional Covers

